

## AP STUDENTS

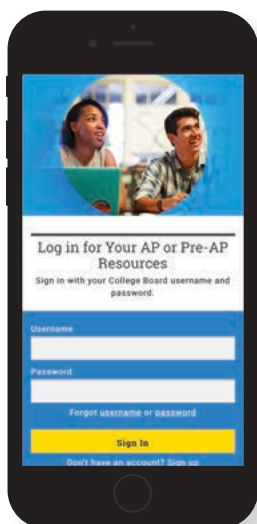
# Joining Your AP Class Section

Use a phone, tablet, or computer to join your AP<sup>®</sup> courses online, so you can get feedback on your progress and register for AP Exams.

Write your join codes here:

Course \_\_\_\_\_ Course \_\_\_\_\_ Course \_\_\_\_\_ Course \_\_\_\_\_

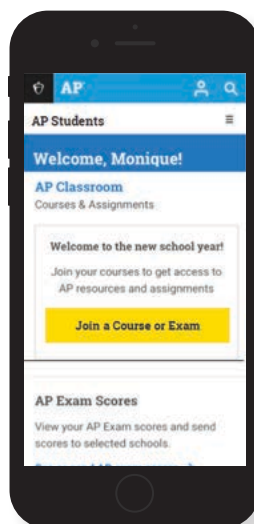
Code \_\_\_\_\_ Code \_\_\_\_\_ Code \_\_\_\_\_ Code \_\_\_\_\_



## 1 SIGN IN

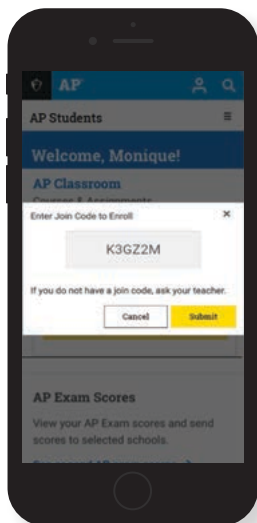
Sign in to [myap.collegeboard.org](https://myap.collegeboard.org) using your College Board student account login. This is the same login you use to access your AP scores, PSAT/NMSQT<sup>®</sup> scores, or register for the SAT<sup>®</sup>. If you don't have a student account, click the [Sign up](#) link.

If you are in 10th-12th grade, you should have an College Board account from PSAT and/or previous AP exams. Please use this account! Multiple accounts will create issues when accessing your score.



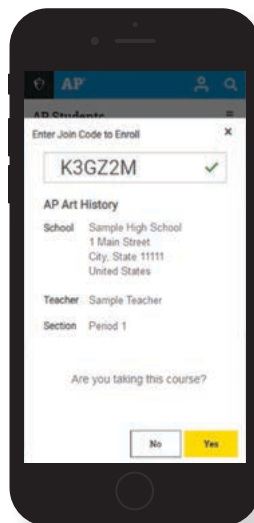
## 2 JOIN A COURSE

Click the **Join a Course or Exam** button. Before you do this, make sure you have the join code from your teacher. You'll need it to join a class section.



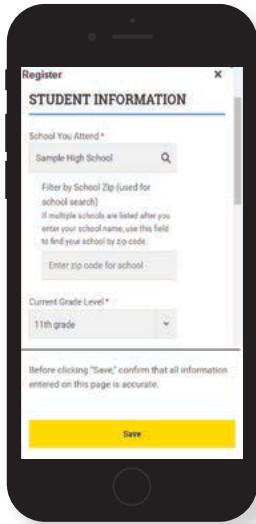
## 3 SUBMIT YOUR JOIN CODE

Enter the join code your teacher gave you and click **Submit**.



## 4 VERIFY COURSE INFORMATION

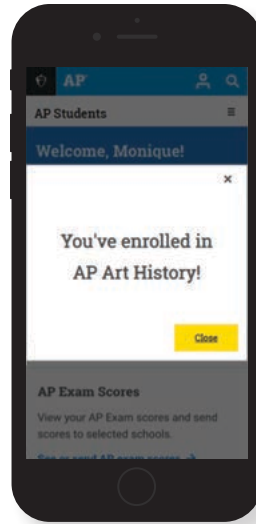
Make sure the information that comes up is for the course you're taking. If it is, click **Yes**.



## 5 FILL OUT REGISTRATION INFORMATION

The first time you enroll in an AP course in My AP, you'll need to fill out some registration information. It's important to provide accurate information. You only have to do this once.

**THIS INFORMATION WILL BE PRINTED ON YOUR AP EXAM SCANTRON(S), SO PLEASE DOUBLE-CHECK THAT YOU HAVE CORRECT INFORMATION! Make sure to use your legal name that matches your MCPS school information.**



## 6 CONGRATULATIONS!

You're enrolled in your AP course.

## College Board Account Tips

You need a College Board account to join your AP class section, receive AP assignments from your teacher, and register for AP Exams. If you don't already have an account, please sign up at [collegeboard.org/register](https://collegeboard.org/register). Your parents shouldn't create an account for you. Keep your account information in a safe place only you can access.

### DO YOU ALREADY HAVE AN ACCOUNT?

All College Board programs are connected through one account, so if you created one for AP, PSAT/NMSQT, SAT, or College Board Opportunity Scholarships, you're all set. You'll just need your username and password to sign in.

## IF YOU HAVE TROUBLE SIGNING IN TO YOUR ACCOUNT

- If you can't remember your username or password, follow the "Forgot username or password?" links at [myap.collegeboard.org](https://myap.collegeboard.org) to reset them.
- If a family member set up your account, ask them for the login information. You may want them to sit with you while you sign in.
- If you can't remember the answers to your security questions, see if a family member has them.

If you followed all the steps to get your username or password and still can't access your account, you'll be able to create an AP 2019-20 interim account.