

Welcome to Google Classroom!

Dear Parents and Guardians,

During this time of school closure, some teachers will be using Google Classroom as the platform for teaching and learning. Using the Google Classroom platform, teachers will share daily/weekly assignments and other resources with students and parents. Checking Google Classroom regularly will keep you in touch with your child's teacher and classmates, as well as help you and your child stay current in schoolwork. The attached video will take you on a tour of Google Classroom and provide instructions that will help you navigate this platform with your child. Following the video are step-by-step instructions for accessing Google Classroom for the first time. Thank you for your ongoing support and effort as we all work together to keep our students learning.



[LINK: Google Classroom Introduction and Tour](#)

(English & Spanish)

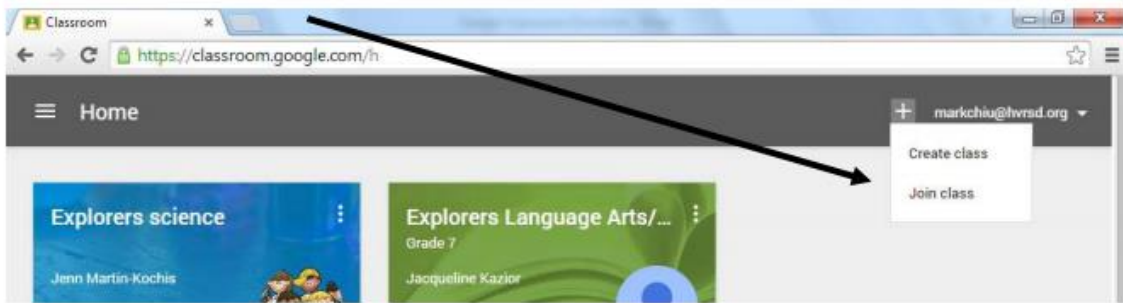
(1) Using your internet browser (Google Chrome will work best for this), go to classroom.google.com. You may be directed to sign into an account instead of immediately reaching the Google Classroom screen. You must be logged in to your child's @mcpsmd.net account in order to access any Google Classroom.

(2) If you are currently not signed into any google account, click "Sign In" in the top right hand corner. If you are on another Gmail account, you will need to sign out of that account and log in with your child's @mcpsmd.net account. • Your teacher can provide you access to your child's username and password

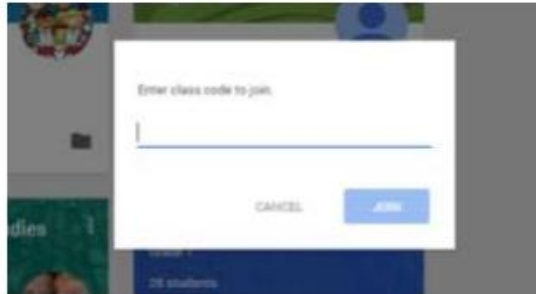
(3) If you previously accepted an emailed Google Classroom invitation from your child's teacher by clicking on an "accept" link, your child is already enrolled in the correct class. If your child's teacher sent you a class code instead, you will need to follow one more step:

- o Once you are logged in and on the classroom.google.com site, click the "+" in the top right-hand side of the screen.

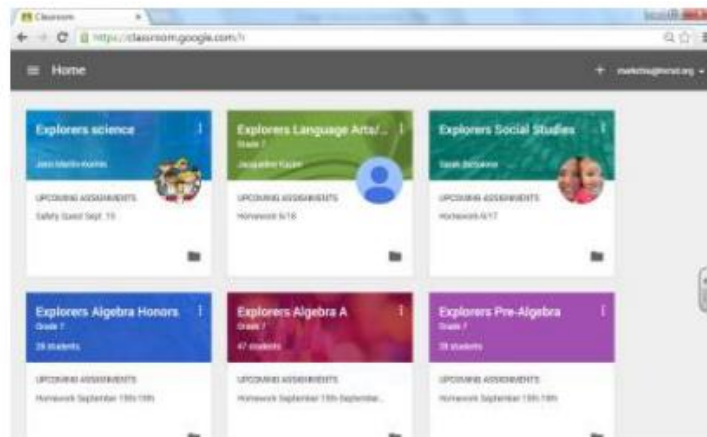
- o Select "Join Class"



(4) Enter the class code provided by your child's teacher.



(5) The next time you sign in to classroom.google.com, this will be the "home screen."



Note: Each time you want to access your child's Google Classroom, remember, (1) Login to your child's @mcpsmd.net account (2) Go to classroom.google.com (3) Click on your child's classroom to open and access the class.