


































Decoding Strategies

<p>flip the sound</p>  <p>a  </p> <p>e  </p> <p>i  </p> <p>o  </p> <p>u  </p> <p>c  </p> <p>g  </p> <p>oo  </p> <p>ow  </p> <p>_y  </p>	<p>cross check</p>  <p>Did the word you said look right? sound right? make sense?</p>	<p>rhyming robot</p>  <p>proud </p> <p>reminds me of loud and cloud.</p>	
<p>chunky monkey</p> <p>Look for chunks you know.</p>  <p>be-ing yes-ter-day</p>	<p>cover the ending</p> <p>wanted </p> <p>Cover the -ed to focus on the base word want. Then add the -ed back.</p>	<p>use the pictures</p> <p>"Oh, that word must be castle since I see one in the picture."</p> 	<p>skip the word</p>  <p>Read the rest of the sentence, then come back and try again.</p> <p>Sometimes there are clues in the sentence that can help you figure it out.</p>
<p>3 sounds of -ed</p> <p>/t/  baked</p> <p>/d/  waved</p> <p>/id/  haunted</p>	<p>when two vowels go walking ...</p>  <p>meat</p> <p>...the first one does the talking.</p>	<p>magic e</p>  <p>cube</p> <p>She makes the vowel say its name but she stays silent.</p>	