



Sally Ride ES



## Summer Math & Reading Packet for Students

### Completing Second

First Name: \_\_\_\_\_ Last Name: \_\_\_\_\_

Second Grade Teacher: \_\_\_\_\_

Third Grade Teacher (fill out in August): \_\_\_\_\_

Parent/Guardian Signature: \_\_\_\_\_

Attached are math and reading activities for your child to do over the summer. A parent signature above will indicate that your child has completed this packet prior to the start of school. Students can record their work on any paper they choose and do not need to turn in any work. This completed cover sheet is all that needs to be turned in **no later than the end of the first week of school**. Have your child give this cover sheet to next year's homeroom teacher to earn a reward in September.

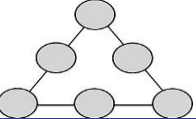
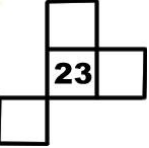
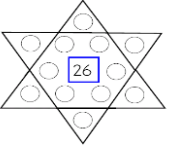
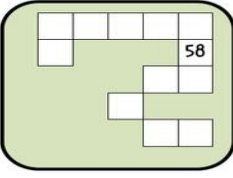
For additional reading activities from the Montgomery County Public Library visit <http://montgomerycountymd.libguides.com/kidsite>

For additional math activities visit the SKR website at <http://www.montgomeryschoolsmd.org/schools/ridees/>

Have a great summer!

Intentionally left blank for copying purposes

## Second Grade Going Into Third Grade Summer Math Work – Sally Ride ES

<p>This summer math work is for students entering Third Grade. This is recommended, but not required. Reviewing the learned skills will maintain the foundation for math success at the next grade level.</p>		<p>Give your child a handful of change and ask them to count it. Take one more handful, count and compare the two amounts. Which is greater? Less?</p>	<p>Verbally name a specific amount (\$0.25). Build sets to show that amount. How many different coin combinations can be made? Which combination uses the fewest number of coins?</p>	<p>Solve <math>53+38</math> using the strategy Addition Split: Example: <math>32 + 18</math></p> $\begin{array}{r} 30 + 2 \\ +10 + 8 \\ \hline 40 + 10 = 50 \end{array}$	<p>Take a handful of coins. Sort them by name and create a bar graph to show your data. Remember your graph must have a title and labels on each axis. Write 3 facts that you notice about your data.</p>	<p>Place the numbers 1-6 in each circle once making sure that the sums of each side match the sum of the other sides.</p> 
<p>Mrs. Glawe has \$10.00 to spend for her lunch. If she buys a salad for \$5.25, a drink for \$1.25, and an apple for \$0.50, then how much money will she have leftover? Will she have enough to purchase a cookie for \$0.75?</p>	<p>Below is part of a hundreds chart. Fill in the missing numbers.</p> 	<p>Complete the fact family for: <math>5 + 3 = 8</math></p> <p>_____</p> <p>_____</p> <p>_____</p>	<p>Write an addition word problem for another family member to solve.</p>	<p>Write your numbers by 5's from 1 - 100.</p>	<p>Use the numbers 2, 3, 1, and 7 to write the largest number and then the smallest number. Explain to a family member how you know you have made the largest number.</p>	<p>Find an analog clock (a clock with a face) and read the time of day to a family member.</p>
<p>Position the numbers 1-12 so that each row and diagonal has the sum of 26.</p> 	<p>Look around your house and identify geometric shapes (polygons, quadrilaterals, pentagons, hexagons, triangles, and octagons). Identify their attributes (sides, faces, corners)</p>	<p>Look around your house and identify solid shapes this time (rectangular prism, sphere, cone, cylinders).</p>	<p>Compare each pair of numbers. Write the correct comparison symbol (<math>&gt;</math> or <math>&lt;</math>) in each circle.</p> <p><math>124 \bigcirc 134</math></p> <p><math>585 \bigcirc 576</math></p> <p><math>613 \bigcirc 631</math></p>	<p>Make as many different arrays as you can with the number 18. Write a number model for each array. For example for 12:</p> <p>xxxx</p> <p>xxxx</p> <p>xxxx</p> <p><math>4 + 4 + 4 = 12</math></p>	<p>Solve <math>432 + 318</math> using the strategy Addition Split:</p> <p>Example: <math>146 + 235</math></p> $\begin{array}{r} 100 + 40 + 6 \\ +200 + 30 + 5 \\ \hline 300 + 70 + 11 = 381 \end{array}$	<p>Below is part of a hundreds chart. Fill in the missing numbers.</p> 
<p>Use the numbers 8, 4, 5 and 7 to write the largest number and then the smallest number. Explain to a family member how you know you have made the smallest number.</p>	<p>Solve <math>85 - 47</math> using the strategy Subtraction Split:</p> <p>Example: <math>96 - 58</math></p> $\begin{array}{r} 80 + 16 \\ -50 + 8 \\ \hline 30 + 8 = 38 \end{array}$	<p>Write your numbers by 10's from 1 - 100.</p>	<p>Play buzz by picking a number between 1 and 10. Take turns with a family member counting and every time you get that number or its multiple you need to say buzz instead of the number or you are out of the game.</p>	<p>While doing some summer reading, note what page you started reading from and what page you ended on. What is the difference?</p> <p><math>915 \bigcirc 951</math></p> <p><math>188 \bigcirc 197</math></p> <p><math>411 \bigcirc 401</math></p>	<p>Compare each pair of numbers. Write the correct comparison symbol (<math>&gt;</math> or <math>&lt;</math>) in each circle.</p> <p><math>915 \bigcirc 951</math></p> <p><math>188 \bigcirc 197</math></p> <p><math>411 \bigcirc 401</math></p>	<p>Complete the fact family for:</p> <p><math>7 - 4 = 3</math></p> <p>_____</p> <p>_____</p> <p>_____</p>
<p>Write a subtraction word problem for another family member to solve.</p>	<p>Mrs. Teske needs to buy her daughter some socks for college. She has \$10 and the socks cost 6 pairs for \$9.95. How much money will she have leftover once she buys the socks?</p>	<p>Make as many different arrays as you can with the number 24. Write a number model for each array (For an example see July 18).</p>	<p>Solve <math>483 - 334</math> using the strategy Subtraction Split:</p> <p>Example: <math>764 - 436</math></p> $\begin{array}{r} 700 + 50 + 14 \\ -400 + 30 + 6 \\ \hline 300 + 20 + 8 = 328 \end{array}$	<p>The design of the activities is meant to support instruction in the new curriculum in both its content and presentation. Therefore, the activities are not to be done as independent problems, but to be worked on with a parent, guardian or older brother or sister. Talking about the problem is an important part of completing each activity. On the backside of this calendar are recommended math websites for more reinforcement of math concepts and computation. (Created by the Sherwood Cluster &amp; adapted by Sally Ride ES)</p>		

<http://www.allmath.com/>

This site has flash cards and links to other sites for games, math humor, worksheets, math help and more.

<http://www.aplusmath.com>

This site has basic facts flash cards and a game room, worksheets, multiplication table practice and more.

<http://www.mathfactcafe.com>

This site has a pencil next to pre-made cards so kids can do the facts and have the computer check them. Kids can print them out and also put in their own numbers and make their own worksheets.

<http://www.funbrain.com>

This site has easier to harder addition and subtraction computation and problem solving. It also has language and grammar skills activities

<http://www.dositey.com/>

This site is a lot of fun and is good for 2 digit addition with and without regrouping

<http://www.24game.com>

This site has math games using basic operations

<http://www.coolmath4kids.com>

This site has a wide range of topics and will give you step-by-step instructions.

<http://www.abc.net.au/countusin/games>

Each game is designed to help kids understand basic concepts in math. This site has a variety of math games i.e. volume, length, halves, chance, numbers, time, sorting, subtraction, and addition. It is better for students of the primary grades.

<http://www.learningplanet.com>

This site has games by grade level but with advertisement and a subscription. There are some free games.

<http://www.gamequarium.com>

This site has math activities for K-6.

<http://www.SETGame.com>

This is a card game to build students' visual thinking and pattern skills in math. Commercial, but does have some great free puzzles.

<http://www.math.com>

Good resource of how to do problems

<http://www.mathcats.com>

This is an interactive fun site

<http://www.spikesgamezone.com>

Lots of math games

<http://www.funschool.com>

This site has games, but also commercial advertising

<http://www.figurethis.org>

This site gives you ideas for fun hands-on math activities. Good for upper grades

<http://www.kidsites.com>

List of sites for math as well as other subjects.




<http://timezattack.com>

FREE home version for practicing multiplication facts (also new versions for division, addition, and subtraction!)




<http://abcya.com>

Loads of math games for K-5 as well as games for reading and language arts

## Second Grade Going Into Third Grade Summer Reading Work – Sally Ride ES

	<p>Create a new cover for a book you have read. Include the title and author. Then write the names of the characters, and tell about the setting.</p>	<p>In celebration of International Joke Day, read a joke book and share your favorite jokes with a friend.</p>	<p>Read a book of your choice in your favorite chair. Draw a picture of the story's problem. Write to tell how the problem was solved.</p>	<p>Design a hat to wear for a Fourth of July celebration. Use this website to show you how to make it:   <a href="http://www.dltk-kids.com/crafts/columbus/newspaper_sailors_hats.htm">http://www.dltk-kids.com/crafts/columbus/newspaper_sailors_hats.htm</a></p>	<p>Write an acrostic poem using the word SUMMER.</p>	
	<p><b>VISIT THE LIBRARY!</b></p> <p>Find a book about plants. Read and draw a picture of your favorite plant. Write a caption for your picture.</p> <p>Make a list of words that describe fireworks.</p> <p>Create a new ice cream flavor. Draw a picture of it and list its ingredients.</p>	<p>List all the books by your favorite author. See how many you can read this summer.</p> <p><b>VISIT THE LIBRARY!</b> Choose an informational book to read about another country. Tell what you learned from this book.</p> <p><b>VISIT THE LIBRARY!</b> Find a biography about Neil Armstrong who first walked on the moon this month. Write 3 interesting facts you learned about him.</p>	<p>Create a poster about a special friend. Include words on the poster that give information about your friend.</p> <p>Go outside, close your eyes, and listen to all the mysterious sounds. Then write a story about what you heard.</p> <p>Create your own flag celebrating your family history. Write about what your flag represents.</p>	<p>Think of one special place you would like to visit this summer and write a letter to an adult persuading them to take you there.</p> <p>Design your own board game and write the rules.</p> <p>Read the directions to a game with a family member. Then play it with your family.</p>	<p>Create a new cover for a book you have read. Include the title and author. Then make a web with the characters, setting, problem, and solution.</p> <p>July 20<sup>th</sup> is the Japanese holiday known as Umi No Hi or "Ocean Day". Write about why you love the ocean.</p> <p><b>VISIT THE LIBRARY!</b> Read a book written by your favorite author. What did you read? Who is the author?</p>	
	<p>Read the directions on a box of Jello. Ask an adult if you can help make dessert for tonight.</p>	<p>Read a book about the weather. Write five interesting facts you learned.</p>	<p>It's the end of July. What was the best part of this month? Why? Write about it.</p>			

## Second Grade Going Into Third Grade Summer Reading Work (Continued) – Sally Ride ES

	<p>Did you go to camp this summer? Write about your favorite part of camp.</p>	<p>Draw a colorful picture of a make-believe pet. Write a story telling all the special things it can do.</p>	<p>Listen to the radio. Draw a picture to go with the song that you heard. Label your picture.</p>	<p>Create a map of your street. Be sure to include a key or legend of all the different things on your map.</p> <p>VISIT THE LIBRARY!</p> <p>Read a book and draw a new cover showing the setting and the characters.</p>	<p>Make a shopping list of all the things you will need for school this year.</p> <p>August 10<sup>th</sup> is <i>Play in the Sand</i> day. Write a letter to a friend persuading them to play in the sand with you. Be sure to give reasons why they should join you!</p>	
	<p>Think of your favorite place to eat. Draw your favorite meal. Write 3 reasons why people should eat there.</p>	<p>VISIT THE LIBRARY! Read a book written by your favorite author. What did you read? Who is the author?</p>	<p>If you could be any character in a book who would you be and why? Give at least five reasons.</p>	<p>Read or listen to a folk or fairy tale from another country. This website has some stories from around the world:</p> <p><a href="http://storynory.com">http://storynory.com</a></p>	<p>Read a book about an animal. Then write a letter to a friend telling about this animal.</p>	
	<p>Read a book about insects. Write three interesting facts you learned.</p>	<p>Make up a holiday for August. What would you name it? Tell what and how you would celebrate it.</p>	<p>Write a letter to your new teacher. In your letter tell about your summer reading and writing.</p>	<p>Make a list of the top ten books you read this summer.</p>	<p>Mount Vesuvius exploded on August 24<sup>th</sup> in 79 A.D. Look up facts about volcanoes.</p>	
	<p>Please bring your summer reading calendar back to school with you!</p>					