

KINDERGARTEN

ORIENTATION

FLOWER VALLEY



ELEMENTARY SCHOOL

2023-2024



INTRODUCTIONS

Administration



Dr. Fish
Principal



Ms. Castillo
Assistant Principal

FVES Staff



Mrs. Atanda
School Counselor



Mr. Bunge
Staff Development Teacher



Mrs. Percy
Reading Specialist

Kindergarten Teachers



Ms. Seaman



Ms. Cogan



Ms. Cheng



Ms. Baumgarten

Flower Valley Website

FLOWER VALLEY  ELEMENTARY SCHOOL

HOME ABOUT US PRINCIPALS PAGE PTA MEDIA CENTER

MCPS COVID-19 INFORMATION

COVID-19 School Dashboard

Sign Up for COVID Vaccination

Report Positive Student and Staff COVID Cases

iHealth test kit expiration dates extended 9 months

BE HEALTHY, BE KIND, BE YOU

Mental Health Resources and Supports

BE WELL 365



School Information

4615 Sunflower Drive
Rockville, MD 20853
Bus Routes [↗](#)

Phone: 240-740-1780
Fax: 240-740-1789

Principal: Mrs. Angie L Fish
Assistant Principal: Ms. Angela
Castillo

School Hours:
9:00 a.m. - 3:25 p.m.

Early Release Hours:
9:00 a.m. - 12:55 p.m.

WELCOME TO FLOWER VALLEY

We inspire all children to become critical thinkers who are imaginative, adaptable, and collaborative. We strive to cultivate peaceful, life-long learners who contribute positively to the community around them.

Follow us on Twitter!

 [@AngieFish_FVES](#)



SEARCH

Upcoming Events

WED, MARCH 15
Early Release Day for Students

FRI, MARCH 31
End of Quarter
Grading/Planning—possible
Instructional day due to
emergency closure

MON, APRIL 3
Non-Instructional—possible

Our Email Addresses

amie_b_cogan@mcpsmd.org
stephanie_a_seaman@mcpsmd.org
lynn_baumgarten@mcpsmd.org
anna_l_cheng@mcpsmd.org

Weekly or Bi-Weekly Newsletters



Contact Information

Main Office: 240-740-1780

Mrs. Sintetos - (enrollment)

Catherine_G_Sintetos@mcpsmd.org

Health Room:

Ms. Marcel

Imani_A_Marcel@mcpsmd.org



Our Vision

We inspire all children to become critical thinkers who are imaginative, adaptable, and collaborative. We strive to cultivate peaceful, life-long learners who contribute positively to the community around them.



2022-2023 Theme


Be Bright! Be Kind! Be You!





**Welcome to
Kindergarten**

Welcome to K!



A DAY IN THE LIFE



- Morning Announcements
- Reading
- Writing
- Math
- Specials
- Science/Social Studies
- Recess
- Lunch
- SEL
- Free Choice Centers
- Pack Up
- Dismissal






Kindergarten
Learning


What will we learn in Kindergarten?



Structured Literacy

- Structured Literacy is an approach to instruction that is reflective of reading research.
- Teachers will provide systematic, explicit and cumulative instruction in foundational skills for all students.
- Students will have access to complex text rooted in content knowledge and vocabulary development.

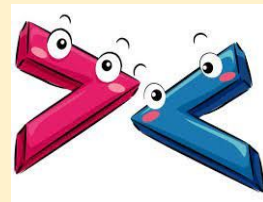
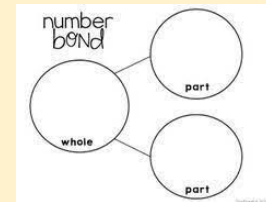
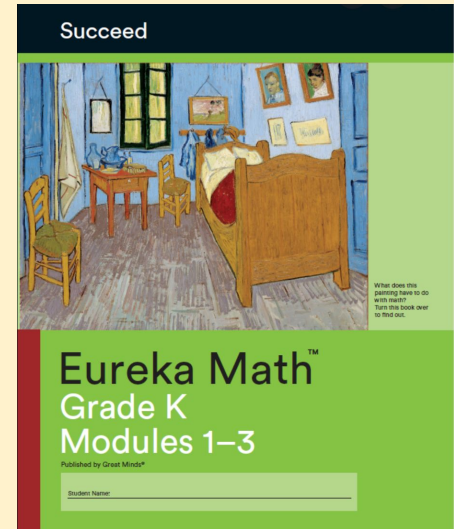




Math Curriculum

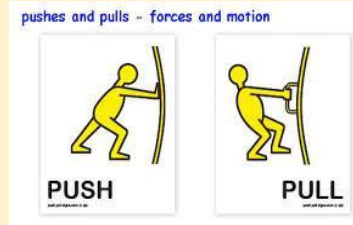

[greatminds.org/math/parents](https://www.greatminds.org/math/parents)

- Counting how many objects are in a group
- Comparing using greater than or less than
- Understanding addition as putting together and subtraction as taking away from
- Adding and subtracting very small numbers
- Breaking up numbers less than or equal to 10 in more than one way
- Making 10 with missing quantities
- Solving addition and subtraction word problems using objects and/or by drawing pictures



KINDERGARTEN SCIENCE CURRICULUM INFORMATION

NEXT GENERATION SCIENCE STANDARDS (NGSS)



Quarter 1: Weather Observations: sunlight and shade

Quarter 2: Weather Observations: rain, wind, snow

Quarter 3: Forces and Motion


Quarter 4: Living Things: plants and animals and their needs

KINDERGARTEN SOCIAL STUDIES CURRICULUM

Quarter 1: Rules and American Symbols



Quarter 2: Maps, Globes, Landforms, and Water Features









Quarter 3: Goods and Services and Jobs



Quarter 4: Culture and Long Ago and Today

KINDERGARTEN SPECIALS

Monday	Tuesday	Wednesday	Thursday	Friday
 <p data-bbox="198 470 291 516">Art</p> <p data-bbox="98 653 388 885">Have an old shirt or smock to wear.</p>	 <p data-bbox="568 467 649 516">P.E.</p> <p data-bbox="471 716 745 825">Wear your sneakers!</p>	 <p data-bbox="813 467 1103 516">Homeroom</p>	 <p data-bbox="1251 467 1392 516">Music</p>	 <p data-bbox="1599 472 1773 582">Media Center</p> <p data-bbox="1657 696 1696 723">or</p> <p data-bbox="1561 734 1821 756">Social and Emotional Learning</p> 

TECHNOLOGY IN KINDERGARTEN



- Your child will use a chromebook at times and this will stay at school.
- Parents can provide headphones. Make sure they are labeled. The headphones stay in school.

Volunteering

- Volunteering in MCPS
- Support Guide
- FVES Volunteer Guidelines
- Volunteer Interest Form
- Chaperoning field trips

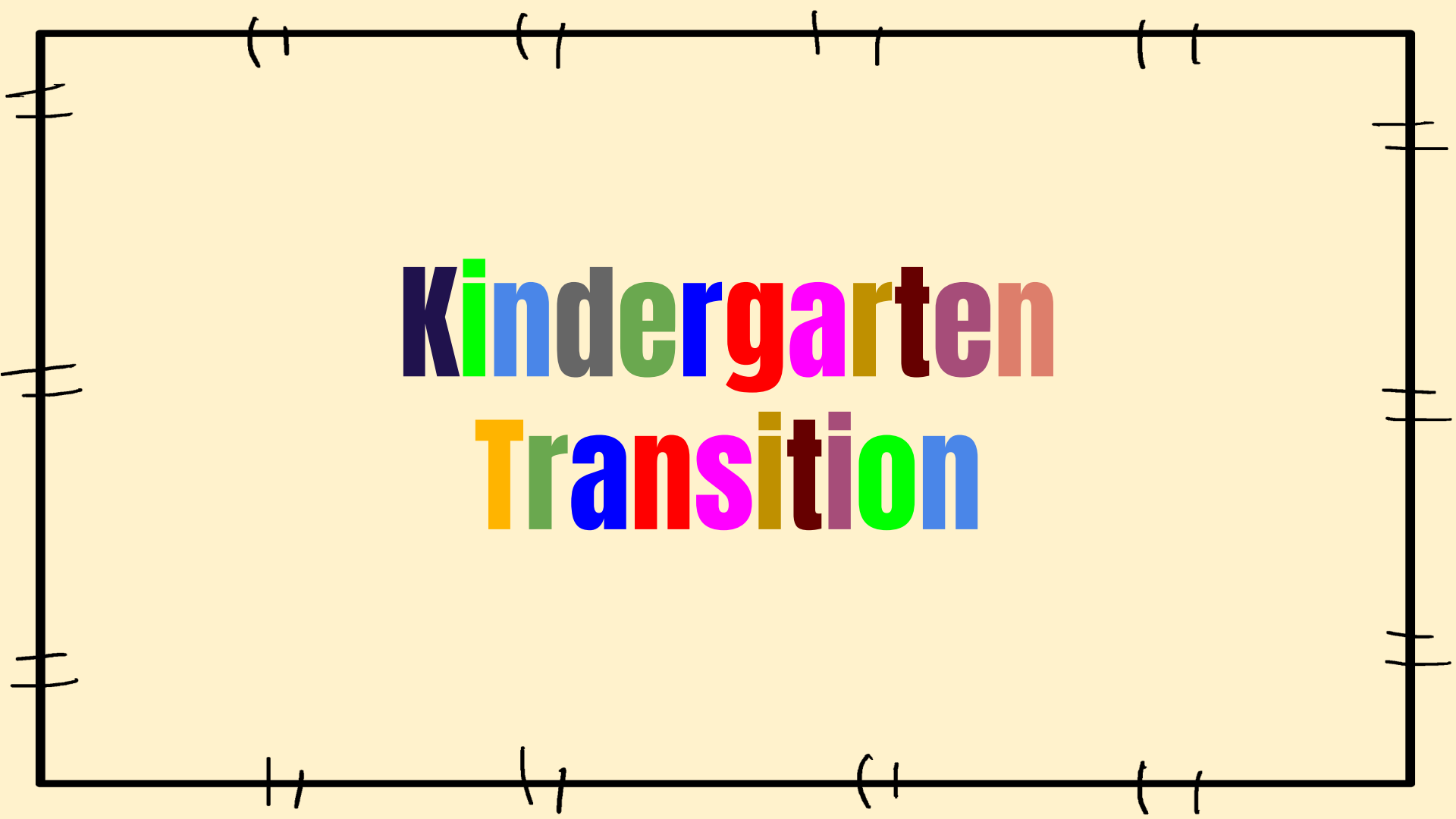


How You Can Help

Volunteers come in many forms!

- Donate classroom supplies: we always need tissues, hand soap (pump), disinfecting wipes.
- Donate snacks- single serving, dry snacks
- Join the PTA- they support our classroom and the entire school and community.
- We would love classroom help- we will begin classroom schedules after parent-teacher conferences in November. Our kindergarten students need time to get used to the school routine first.





Kindergarten Transition

What should I work on with my child this summer?




How can you help your child be a successful reader?

- Practice identifying upper and lowercase letters.
- Practice letter sounds.
- Practice the kindergarten sight words.
- Practice writing upper and lowercase letters/handwriting.
- Practice writing child's name correctly.
- Limit screen time!! We know this is hard.
- Most importantly, READ, READ, READ! Read to your child and be a role model of being a reader!



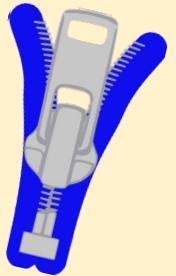
How can YOU help your child be successful in math?

- Practice rote counting to 100
- Practice counting to 31
- Practice writing numbers to 20
- Practice identifying numbers to 20
- Practice identifying shapes and colors
- Practice positional words (*next to, above, below*)



SELF HELP SKILLS TO PRACTICE AT HOME

- Tying shoes
- Zipping your coat, backpack, lunchbox
- Buttoning and zipping pants
- Bathroom independence
- Recognizing name
- Opening food/drink containers
- Following directions from adults



SOCIAL AND SEPARATION SKILLS TO PRACTICE AT HOME

Kindergarten Readiness

**SOCIAL
EMOTIONAL**



KNOW YOURSELF

- Encourage your little one to use their strengths.
- Encourage a growth mindset & talk about the power of "yet."
- Praise your little one's efforts, not the outcomes.
- Help your little one compliment themselves & recite positive affirmations .
- Try new things together.
- Explicitly teach about emotions.
- Encourage your preschooler to check in with their own emotions throughout the day.

SEPARATION ANXIETY



make & practice a goodbye ritual

do a practice run



read about it

stick to a routine



pack a transitional object

COUNSELOR Kent

show excitement



validate feelings

model a positive goodbye





**Kindergarten
Supplies**

KINDERGARTEN SUGGESTED SUPPLIES

- 1 plastic pencil box- plain no zippers please
- 1 standard size backpack (no wheels & able to hold folder)
- 1 pair headphones (no ear buds)
- 1 art smock or large t-shirt
- 1 refillable water bottle-no screw tops
- Labeled coats



Label All Materials with Child's Name...



Headphones (not earbuds) to be left at school. Please label with name.



Change of clothes in a ziploc bag: shirt, pants, socks and underwear. Label clothes and bag. To be kept at school.



Home-School Folder



Smock or Big T-shirt for Art- To be kept at school-please label



Questions



First Day Letter or Picture for Your Child

Dear Child

Use the space below to write an encouraging note to your child. This note could be about school, sports, friendship, or anything that will motivate them and put a smile on their face. When you are finished, cut across the dotted line and hide it in their desk for a nice surprise tomorrow!



A blue rectangular area with white polka dots surrounding a white lined writing space. The writing space consists of ten horizontal lines. Above the writing space is a dotted line indicating where to cut.



Time to talk with PTA

Time to talk with KAH

Time to talk with each other

Time to ask questions

TOUR continuation