



# Rocky Hill Middle School

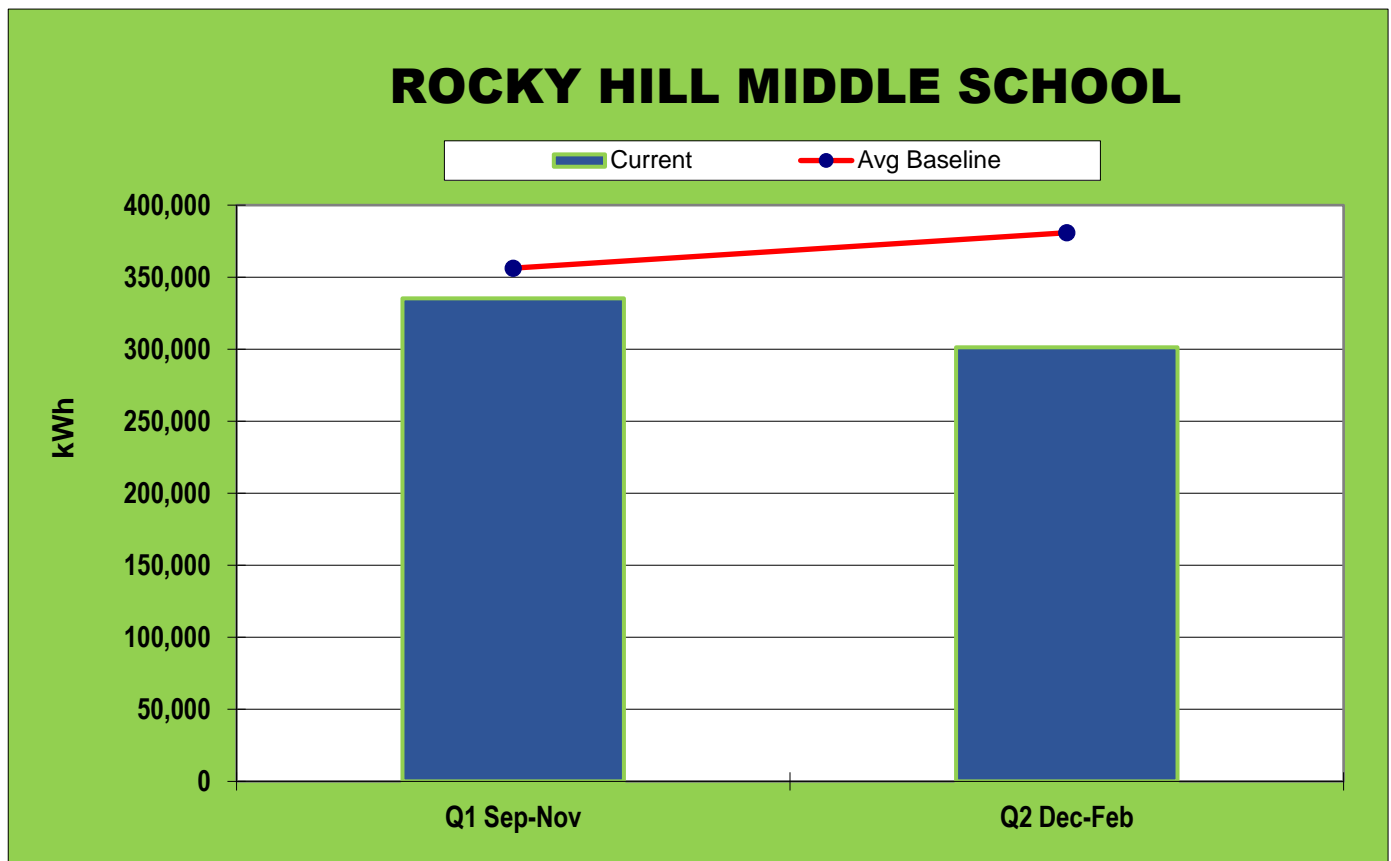
Electrical Consumption (kWh)

School Year 2019-2020 vs. Average Baseline Years 2014-2019

## ENERGY CHART

	kWh	kWh	Quarter (Q)	kWh	YTD	Current Quarter
Month	Current	Avg Baseline	%Change	Current YTD	% Change	Actual kWh/Sq.Ft.
Q1 Sep-Nov	335,388	356,269	-6%	335,388	-6%	2.27 (kWh/SqFt)
Q2 Dec-Feb	301,408	380,842	-21%	636,796	-14%	2.04 (kWh/SqFt)
<b>2019-2020</b>	<b>636,796</b>	<b>737,111</b>	<b>-14%</b>	<b>636,796</b>	<b>-14%</b>	<b>4.30 (kWh/SqFt)</b>

\*Due to COVID-19 school closings and limited use of school buildings, energy data for 2019-20 Q3 (Mar-May) and Q4 (Jun-Aug) will not be published.



It's your world. Choose to conserve!



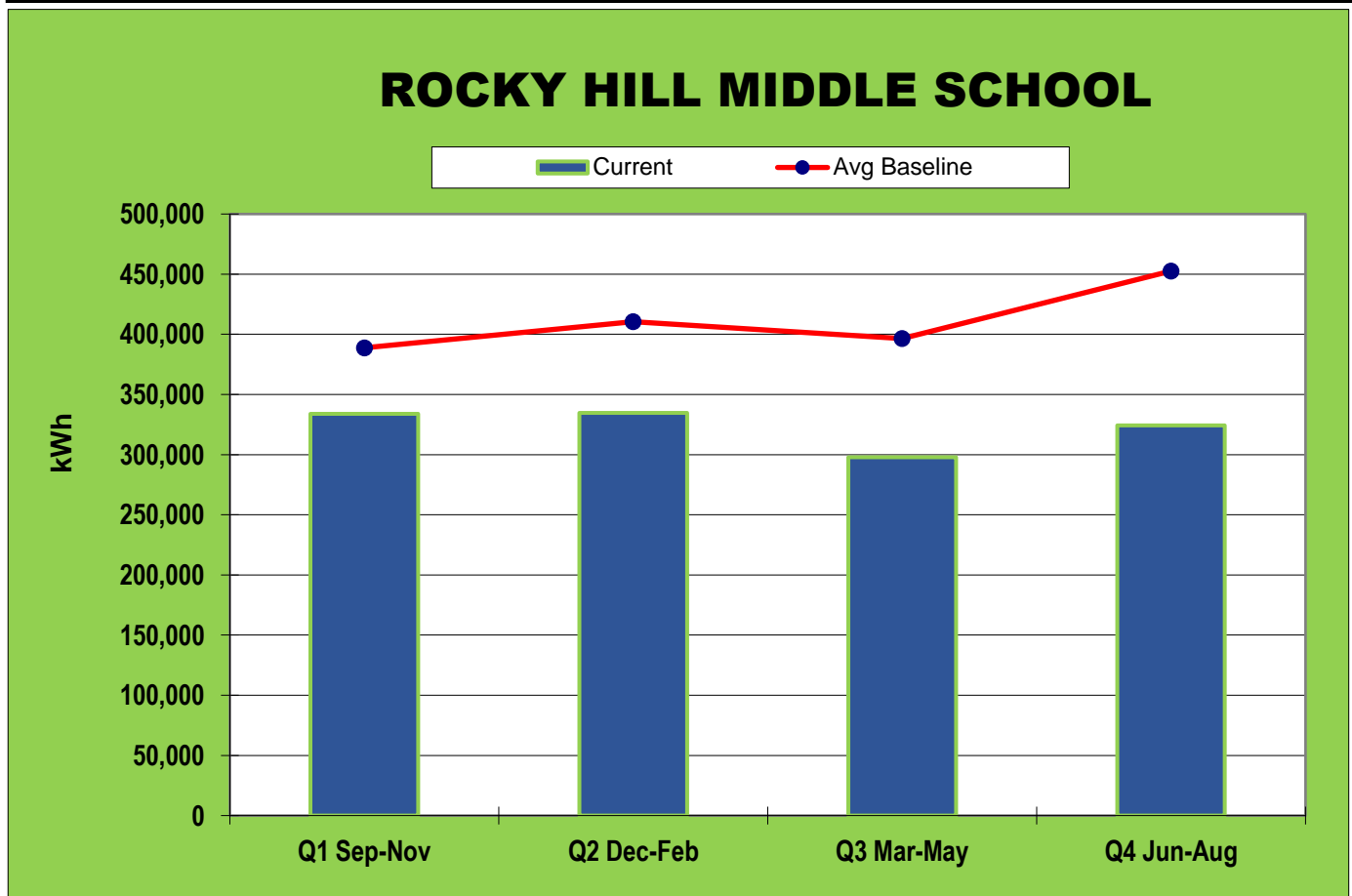
# Rocky Hill Middle School

Electrical Consumption (kWh)

School Year 2018-2019 vs. Average Baseline Years 2013-2018

## ENERGY CHART

	kWh	kWh	Quarter	kWh	YTD	Current Quarter
Month	Current	Avg Baseline	%Change	Current YTD	% Change	Actual kWh/Sq.Ft.
Q1 Sep-Nov	333,993	388,817	-14%	333,993	-14%	2.26 (kWh/SqFt)
Q2 Dec-Feb	334,571	410,453	-18%	668,564	-16%	2.26 (kWh/SqFt)
Q3 Mar-May	297,893	396,502	-25%	966,457	-19%	2.01 (kWh/SqFt)
Q4 Jun-Aug	324,338	452,609	-28%	1,290,795	-22%	2.19 (kWh/SqFt)
<b>2018-2019</b>	<b>1,290,795</b>	<b>1,648,381</b>	<b>-22%</b>	<b>1,290,795</b>	<b>-22%</b>	<b>8.72 (kWh/SqFt)</b>



It's your world. Choose to conserve!



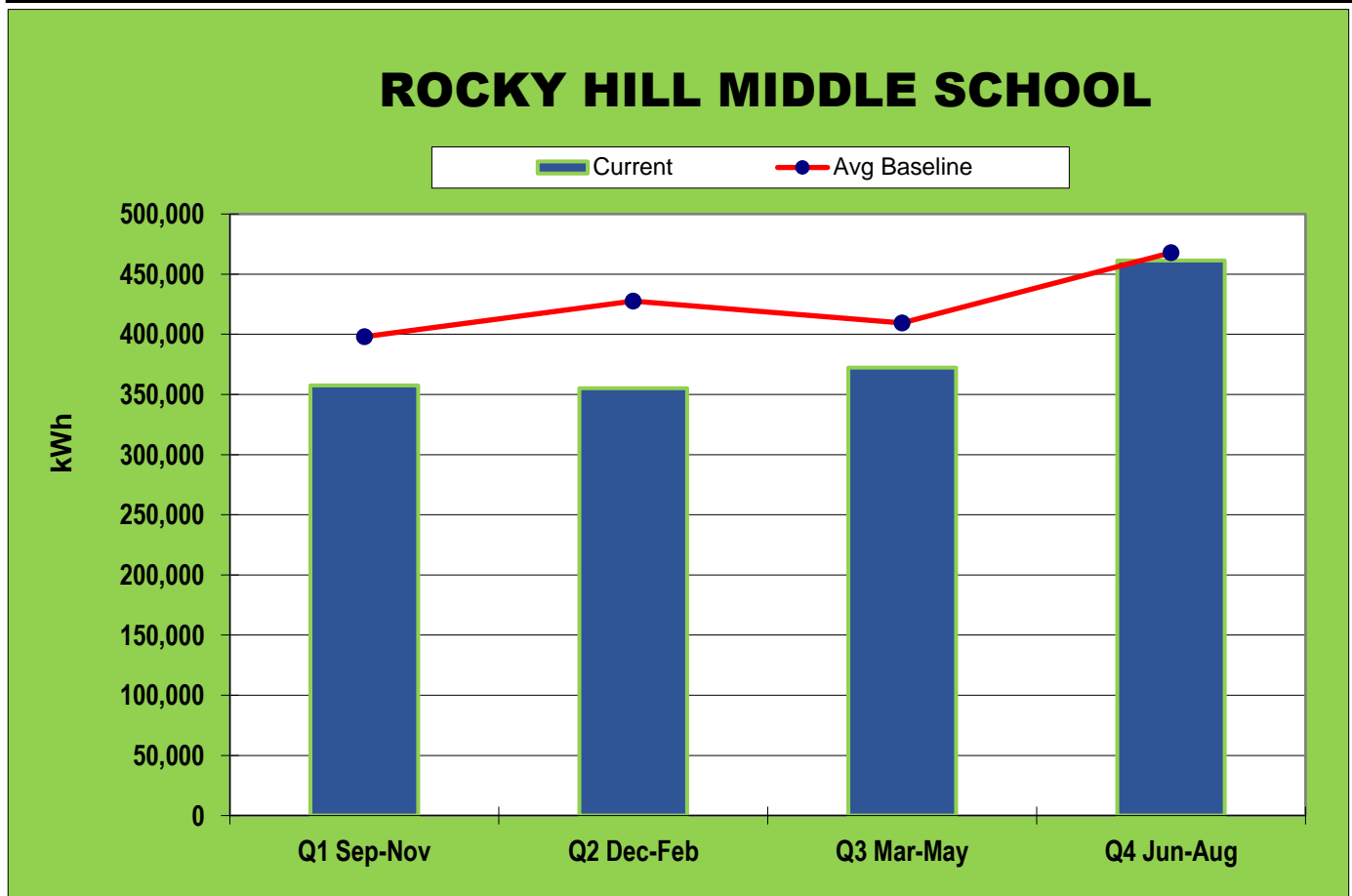
# ROCKY HILL MIDDLE SCHOOL

Electrical Consumption (kWh)

School Year 2017-2018 vs. Average Baseline Years 2012-2017

## ENERGY CHART

	kWh	kWh	Quarter	kWh	YTD	Current Quarter
Month	Current	Avg Baseline	%Change	Current YTD	% Change	Actual kWh/Sq.Ft.
Q1 Sep-Nov	357,432	398,018	-10%	357,432	-10%	2.41 (kWh/SqFt)
Q2 Dec-Feb	355,184	427,548	-17%	712,616	-14%	2.40 (kWh/SqFt)
Q3 Mar-May	372,290	409,398	-9%	1,084,906	-12%	2.51 (kWh/SqFt)
Q4 Jun-Aug	461,311	467,844	-1%	1,546,217	-9%	3.12 (kWh/SqFt)
<b>2017-18</b>	<b>1,546,217</b>	<b>1,702,808</b>	<b>-9%</b>	<b>1,546,217</b>	<b>-9%</b>	<b>10.44 (kWh/SqFt)</b>



*It's your world... choose to conserve.*



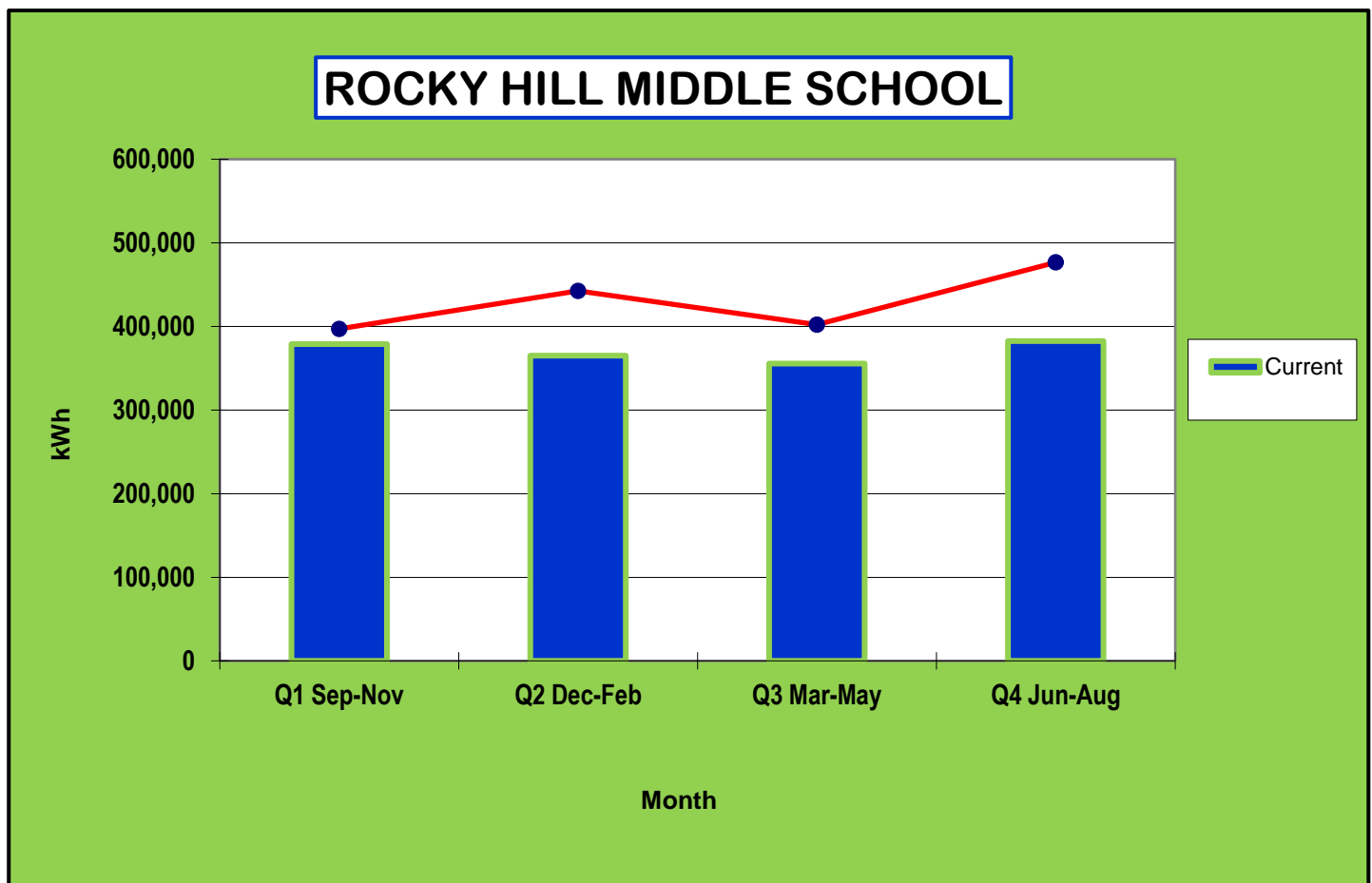
# ROCKY HILL MIDDLE SCHOOL

Electrical Consumption (kWh)

School Year 2016-17 vs. Avg Baseline 2011-2016

## ENERGY CHART

Month	kWh	kWh	Quarter	kWh	YTD	Current Quarter
	Current	Avg Baseline	%Change	Current YTD	% Change	Actual kWh/Sq.Ft.
Q1 Sep-Nov	378,865	397,086	-5%	378,865	-5%	2.56 (kWh/SqFt)
Q2 Dec-Feb	365,027	442,685	-18%	743,892	-11%	2.47 (kWh/SqFt)
Q3 Mar-May	355,533	402,006	-12%	1,099,425	-11%	2.40 (kWh/SqFt)
Q4 Jun-Aug	382,633	476,574	-20%	1,482,058	-14%	2.58 (kWh/SqFt)
<b>2016-17</b>	<b>1,482,058</b>	<b>1,718,351</b>	<b>-14%</b>	<b>1,482,058</b>	<b>-14%</b>	<b>10.01 (kWh/SqFt)</b>



*It's your world... choose to conserve.*



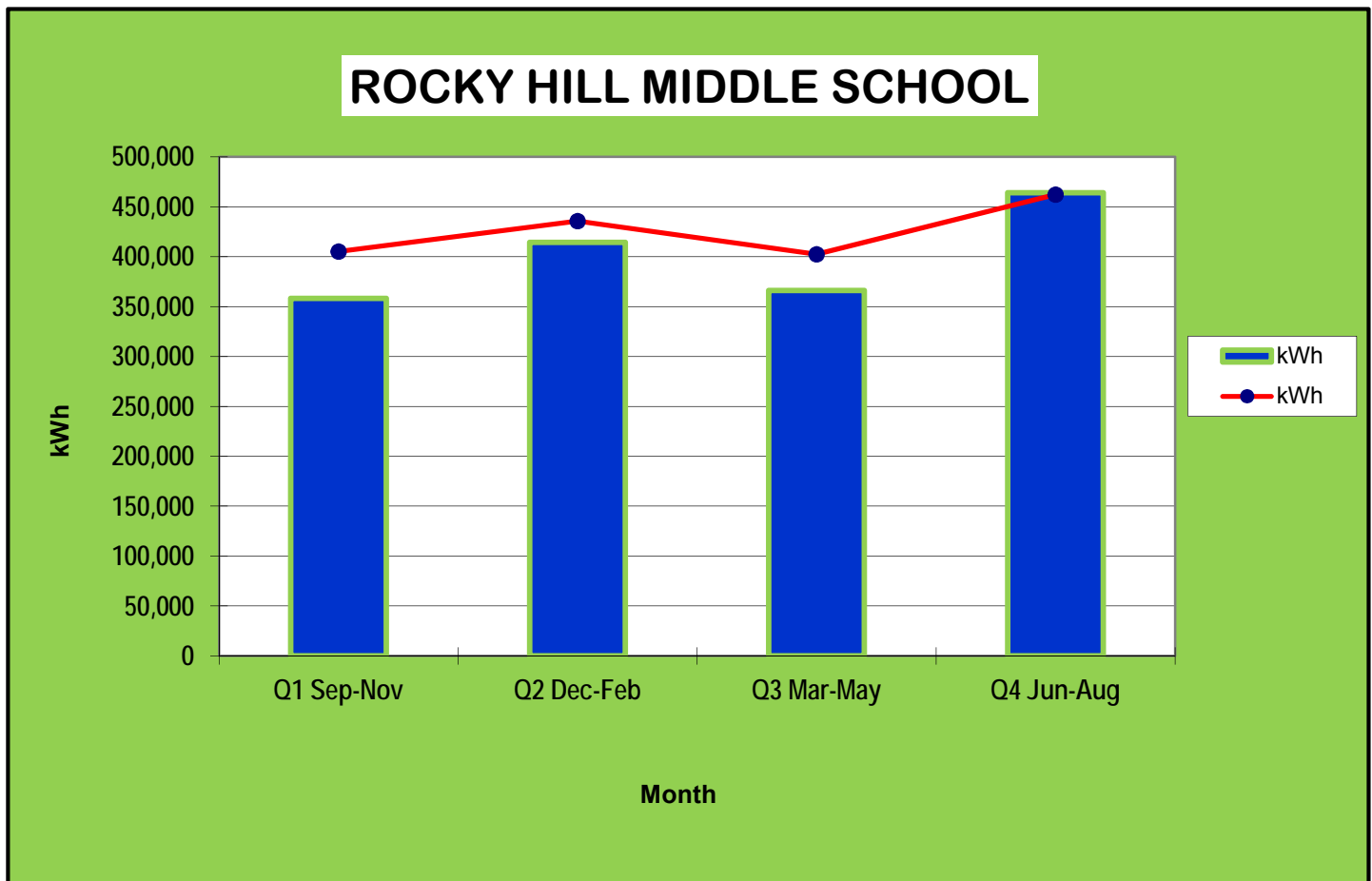
# ROCKY HILL MIDDLE SCHOOL

## Electrical Consumption (kWh)

### School Year (2015-16) vs. Average Baseline (2010-15)

## ENERGY CHART

Month	Current kWh	Avg Baseline kWh	%Change Quarter	Current YTD kWh	% Change YTD	Current Quarter Actual kWh/Sq.Ft.
Q1 Sep-Nov	358,102	405,035	-12%	358,102	-12% (Q1)	2.42 (kWh/SqFt)
Q2 Dec-Feb	414,277	435,556	-5%	772,379	-8% (Q1-Q2)	2.80 (kWh/SqFt)
Q3 Mar-May	366,127	402,434	-9%	1,138,506	-8% (Q1-Q3)	2.47 (kWh/SqFt)
Q4 Jun-Aug	463,901	462,268	0%	1,602,407	-6% (Q1-Q4)	3.13 (kWh/SqFt)
<b>Total 2015-16</b>	<b>1,602,407</b>	<b>1,705,294</b>	<b>-6%</b>	<b>1,602,407</b>	<b>-6%</b>	<b>10.82 (kWh/SqFt)</b>



*It's your world... choose to conserve.*