

Grade 7 Standards Parent Resource

Unit 1: Ratios and Proportional Relationships

Unit 1 includes 2 topics of study, listed below. This resource is for Topic 2.

Topic 1

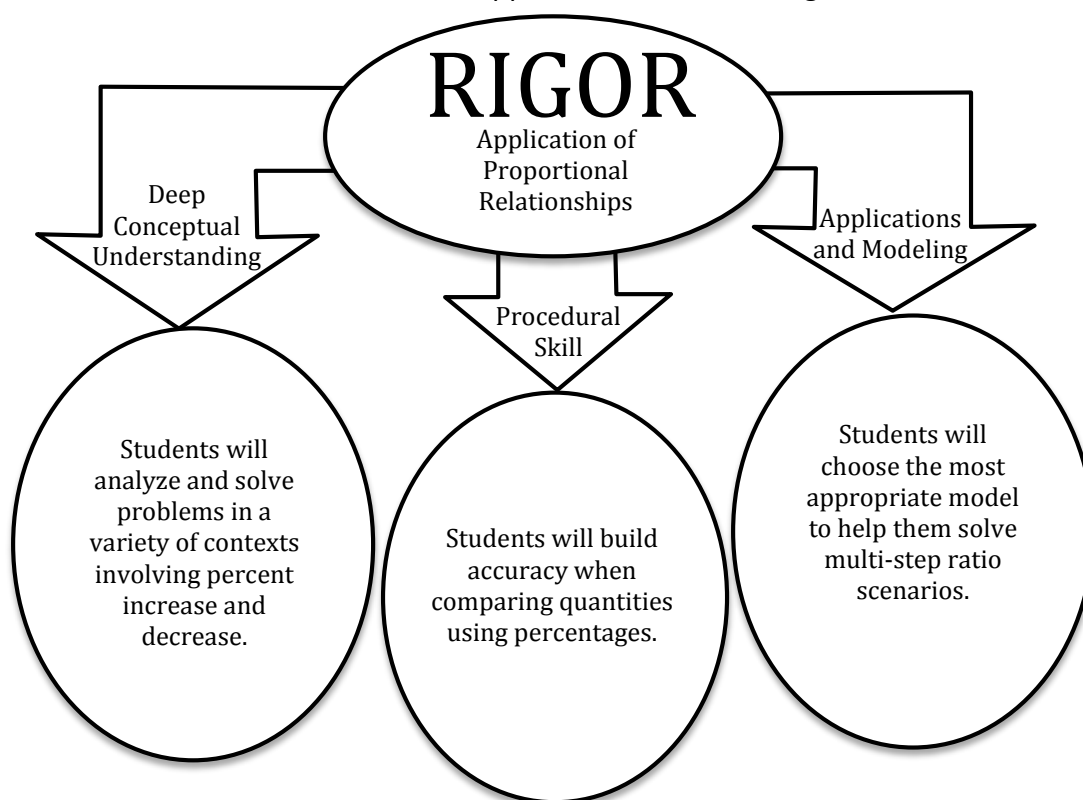
Topic 2

Understanding Proportional Relationships

Application of Proportional Relationships

Topic	Learning Goals by <u>Common Core State Standard</u> <i>Students will be able to...</i>
Application of Proportional Relationships	<ul style="list-style-type: none"> • Solve problems involving scale drawings of geometric figures. • Identify the constant of proportionality (unit rate) in tables, graphs, equations, diagrams, and verbal descriptions of proportional relationships. • Represent proportional relationships by equations. • Use proportional relationships to solve multistep ratio and percent problems. Examples: simple interest, tax, markups and markdowns, gratuities and commissions, fees, percent increase and decrease, percent error. • Understand that rewriting an expression in different forms in a context can shed light on the problem and how the quantities in it are related. <p style="text-align: center;"><i>Instructional videos in the hyperlinks above are meant to support C2.0 content, but may use vocabulary or strategies not emphasized by MCPS.</i></p>

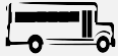
The Common Core State Standards require a balance of three fundamental components that result in rigorous mathematics acquisition: deep conceptual understanding, procedural skill, and mathematical applications and modeling.



Grade 7 standards Parent Resource

Unit 1: Ratios and Proportional Relationships Topic 2: Application of Proportional Relationships

Learning Experiences by Common Core State Standard



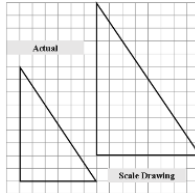
In school, your child will...



At home, your child can...

Topic 2: Application of Proportional Relationships

- Solve problems involving scale drawings of geometric figures, including computing actual lengths and areas from a scale drawing and reproducing a scale drawing at a different scale.



- Represent proportional relationships by equations.
 - $(0.12)s = 6$ and $\frac{12}{100} = \frac{6}{s}$, where s represents the total number of students.
- Use proportional relationships to solve multistep ratio and percent problems.

TAKE 25% OFF! SITEWIDE ON \$24.95 OR MORE



Riddell
Speed Mini Helmet
\$29.99



Wincraft
12x30in Pennant
\$8.99

from *Lids.com*

- Understand that rewriting an expression in different forms in context can shed light on the scenario and how the quantities in it are related.
 - 15% gratuity on a \$30 meal.
 - $0.15 \times 30 = g$, where g is the amount of the gratuity
 - $30(1 + 0.15) = t$, where t is the total amount (meal and gratuity)

- Interpret the scale on a map when planning an upcoming trip. Use the given scale to estimate the distance of your trip.
 - If the trail we want to hike is 2 inches on the map, how can we use the scale to determine the length of the trail in miles?
- Determine the amount of tax that will be due when grocery shopping.
 - If the subtotal of the grocery bill for the week is \$150.62, and MD State sales tax is 6%, what is the total bill?
- Determine the amount of a posted discount and calculate the new price.
- Determine the final price of an item after applying a given discount and sales tax.
- Determine the gratuity amount when eating out.

Additional Resources

- [Solve ratio and percent problems using bar models](#) (video tutorial)
- [Find the percent of decrease: using a proportion](#) (video tutorial)
- [Find the percent of increase: using a proportion](#) (video tutorial)
- [Calculate percent increase and decrease in context](#) (video tutorial)
- [Simple Interest Game](#) (game)
- [Math at the Mall: A real world math adventure game](#) (game)
- [Should I buy the BIG one?](#)
- [Cheesy Goldfish crackers](#)
- [Grade 7 Standards Unit 1 Topic 2 Application of Proportional Relationships](#) (flexbook)

Additional Practice links support C2.0 content, but may use vocabulary or strategies not emphasized by MCPS.