

Office of the Superintendent of Schools
MONTGOMERY COUNTY PUBLIC SCHOOLS
Rockville, Maryland

June 29, 2022

MEMORANDUM

To: Members of the Board of Education
From: Monifa B. McKnight, Interim Superintendent of Schools
Subject: International Admissions Newcomers Data (03-24-2022-02-D)

During the *International Admissions and Enrollment Update* discussion, Board members requested the following information:

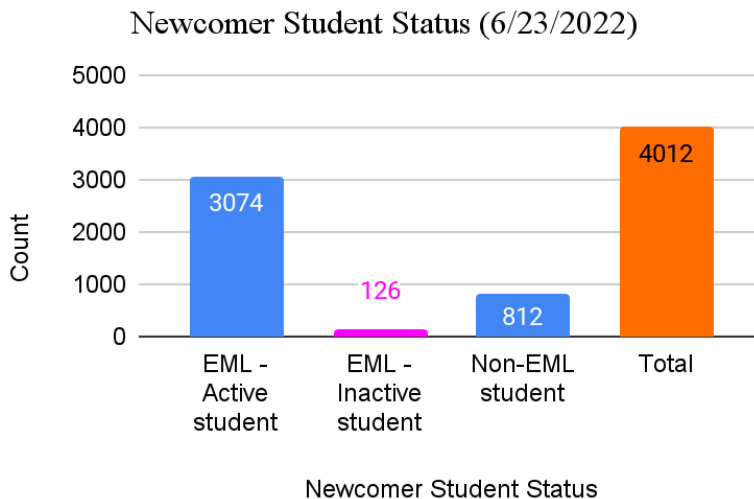
Question D:

Ms. Silvestre requested that staff provide accountability data regarding the newcomers entering the school system. Please disaggregate the data by number of students lost, attendance, grades, and ESOL assessments.

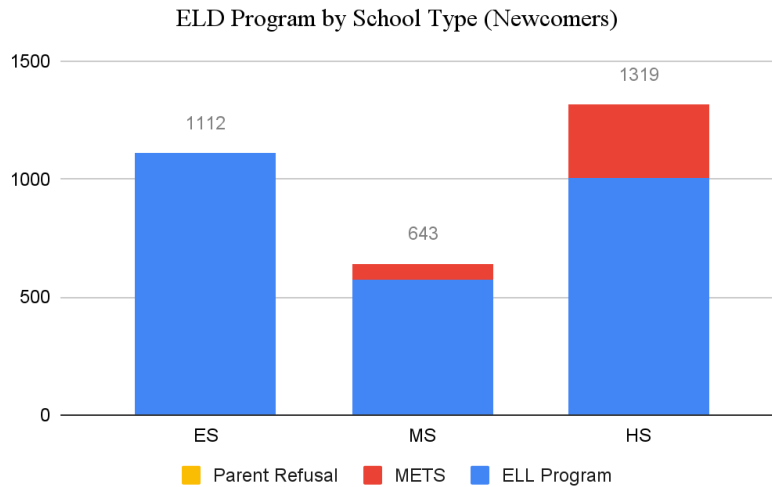
Response D:

Enrollment Numbers

A “newcomer” is defined as Emergent Multilingual Learners (EMLs) who enrolled in MCPS since July 1, 2021. The figure reflects newcomer status as of June 23, 2022.



Overall, 2,687 newcomers enrolled in the general English Language Development (ELD) program and 6 students’ parents refused to enroll in the ELD program; and 381 students enrolled in the Multidisciplinary Educational Training and Support program.



Withdrawals

The 126 students identified as inactive withdrew for the reasons listed in the following table. I regret to share that one student unexpectedly passed away in February.

Withdrawal Code	Count	Description (short)	Full Description
13	25	Transfer another county	Transfer to a Maryland public school outside of Montgomery County.
14	47	Transfer another state	Transfer to a public school in another state or territory of the United States, or from a United States overseas dependent school.
18	31	Transfer another country	Transfer to a school (public or non-public) of a foreign country.
33	4	Lack of Interest	Lack of Interest. Student, 16 years or older, voluntarily drops out due to lack of personal motivation or interest in continuing education.
34	2	Employment	Employment. Certified by documentation and the student is unwilling to remain in a regular or alternative educational program.
39	1	Economic Reasons	Economic Reasons. Student, 16 years or older, voluntarily drops out due to lack of financial resources and/or lack of family support or has care-taker responsibility for the extended family, excluding his/her own children as documented by a social agency.

Withdrawal Code	Count	Description (short)	Full Description
43	1	Death	Death.
50	14	Whereabouts Unknown	Whereabouts Unknown. Any student who is not known to have enrolled (on the basis of transcript request or other information) in another school, or whose whereabouts are unknown as documented by an appropriate school official. A student who is a runaway as documented by an appropriate governmental agency (e.g., Juvenile Services) or is known or suspected to be abducted as documented by an appropriate governmental agency (e.g., law enforcement official or social security).
88	1	GED	GED. Student who withdraws from educational services to pursue entrance into an approved GED and is over the age of Compulsory Attendance.

Attendance

The table below illustrates absenteeism of 10% or more for 847 newcomers, out of a total of 37,526 students overall who had chronic absenteeism of 10% or more. This means 28% of newcomers were chronically absent, as compared to 23% of all non-newcomer students. Chronic absenteeism is greater at grade 9, with 395 students absent 10% or more of school days.

Student Category	Chronically Absent (10% or more of school days)	Not Chronically Absent (<10% of school days)	Total	% Chronically Absent (10% or more of school days)
Active EML Newcomer Students	847	2,216	3,063	28%
Non-Newcomer Students	36,679	121,636	158,315	23%
Subtotal:	37,526	123,852	161,378	23%

Grades

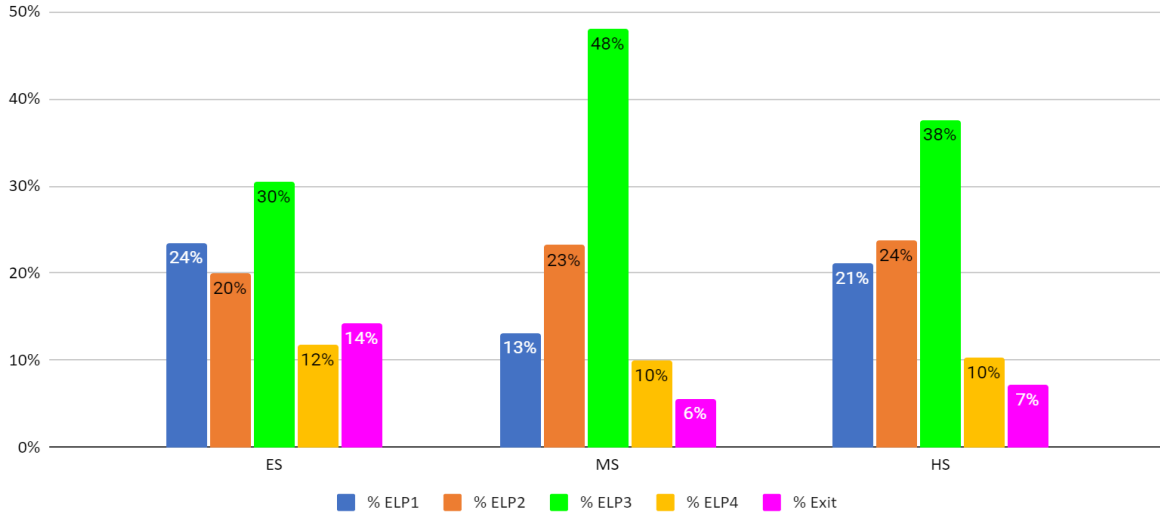
The following table displays Marking Period 4 academic performance based on grades. Due to the flip of the performance matters platform, data are not fully available for middle and high school at this time and also have more complexity in analyzing and reporting, which can be provided at a later date.

Subject	% Proficient in Grades K-1	% Proficient (As & Bs) in Grades 2-5
Reading	26%	44%
Math	50%	69%

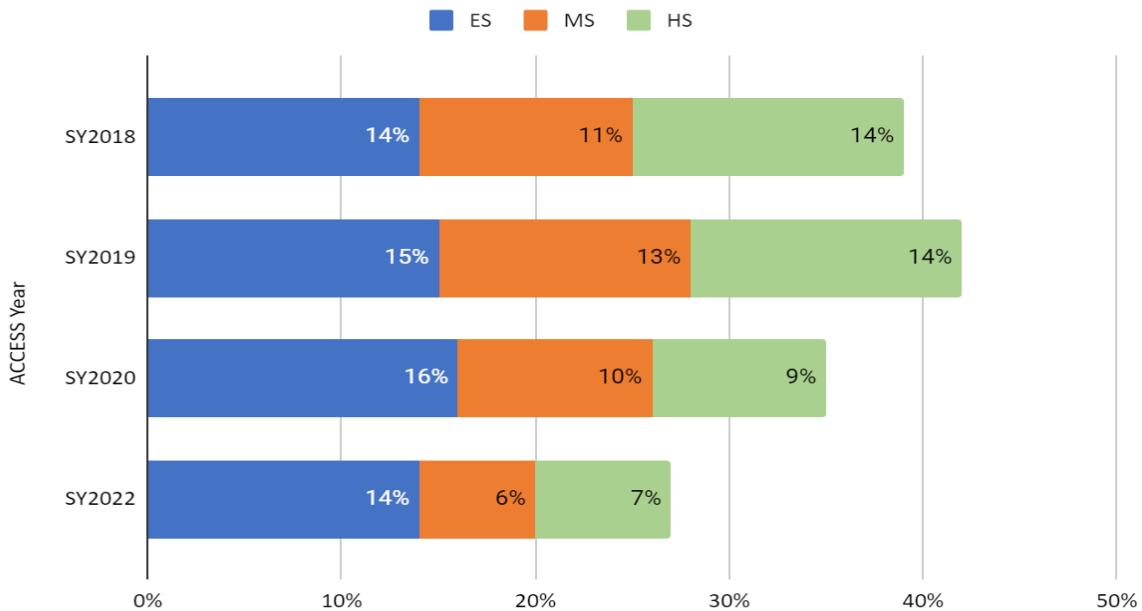
English Language Proficiency Assessment

The following tables exhibits EMLs’ English Language Proficiency levels on the 2022 Assessing Comprehension and Communication in English State-to-State (ACCESS) test, including the percentage of students by level who met the state criteria to exit from EML status.

FY23 ELP Levels by ACCESS 2022



Multiyear Exit Trend by ACCESS



If you have any further questions, please contact Mrs. Niki Hazel, associate superintendent of curriculum and instructional programs, via email.

MBM:NTH:KLA

Copy to:

Executive Staff

Dr. Jennifer C. Norton

Ms. Webb